



ROS-Industrial Basic Developer's Training Class: Linux Basics

Southwest Research Institute

Last Updated 2017





Outline



- What is Linux?
- Navigating the Ubuntu GUI
- Using the Terminal





An Introduction to Linux



- An operating system (think Windows/MacOS X)
- Used on everything from Android phones to web servers
- Open source – you can add software to/remove software from, modify internal workings, etc., to core components as needed
- Actually a loose collection of software collected together – There are multiple “distributions” of Linux
- We will be using Ubuntu for this course



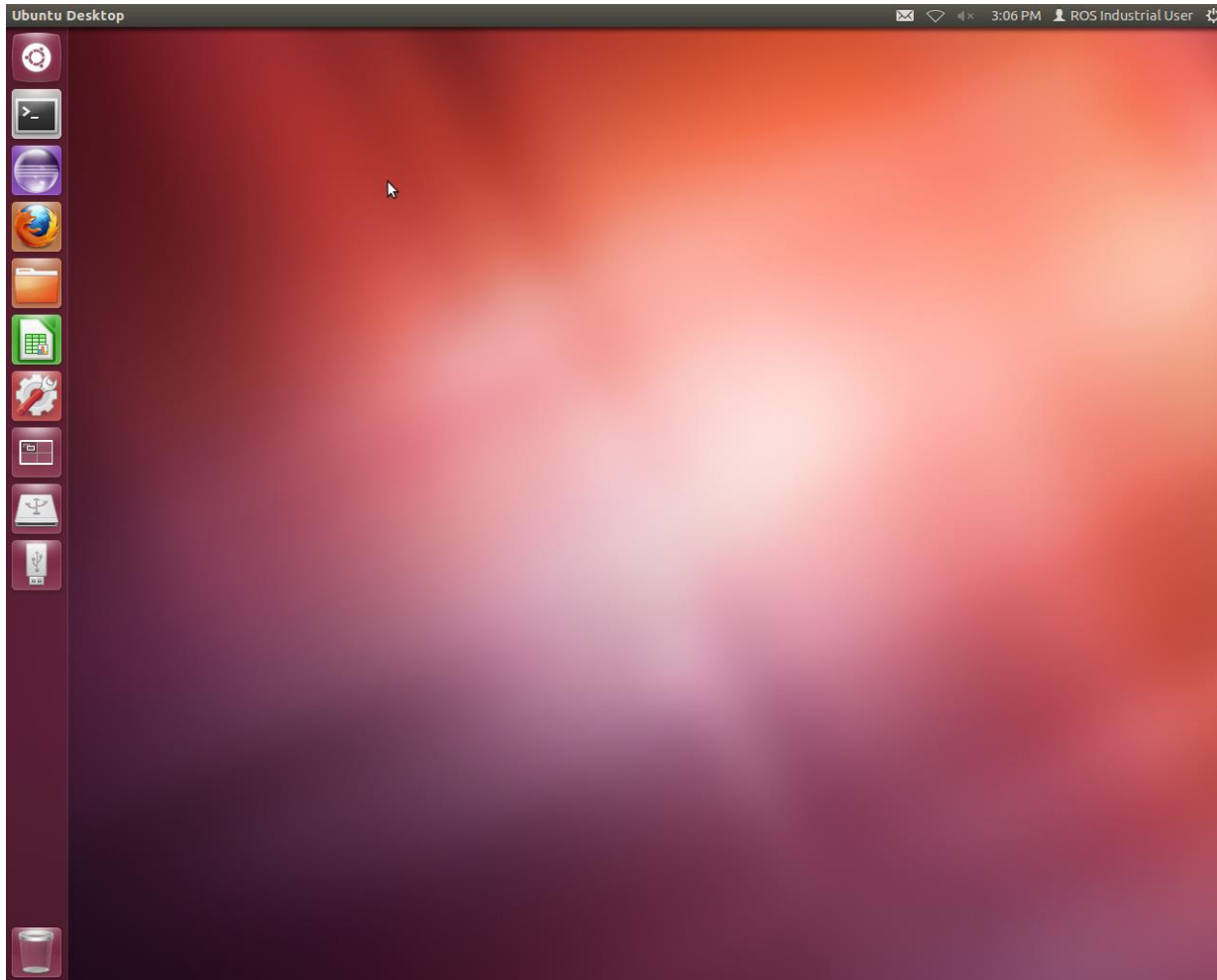


A Lightning Primer to the Ubuntu GUI





The Ubuntu GUI

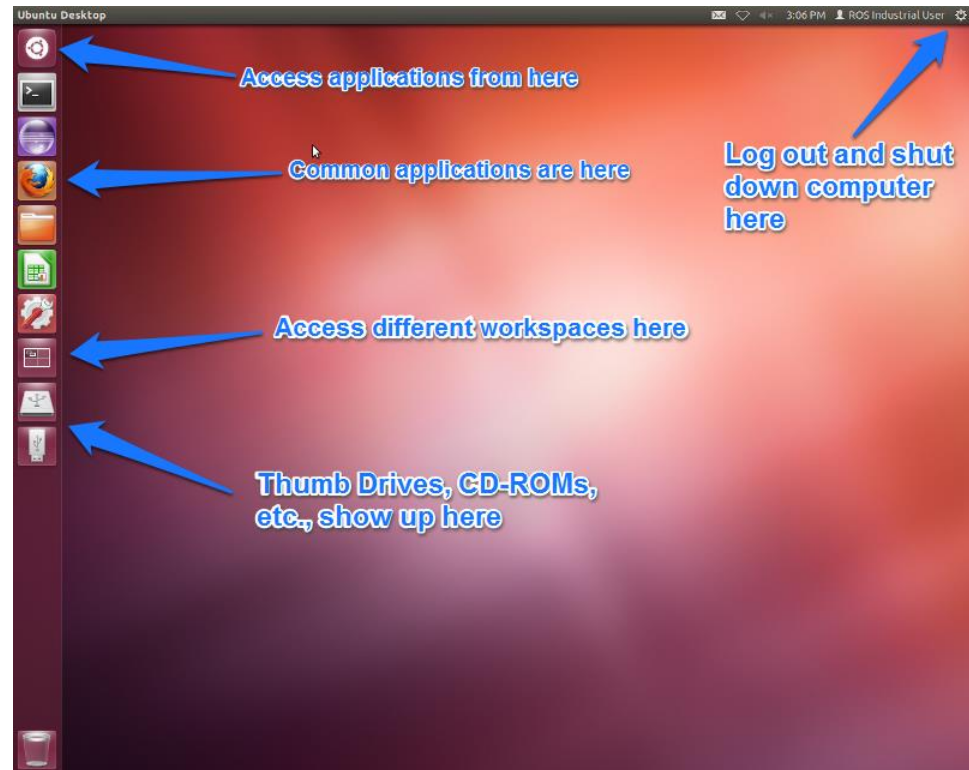




Where Is Everything?



- Ubuntu icon at top left is “Start button”
- Applications show up below, can be “pinned” to launcher (some are already)
- 2x2 grid is workspace launcher; any thumb drives, CDs, etc. are shown below icon
- Top right corner is “system tray”/notification area
- Gear icon at top right can be used to shut down or log off computer

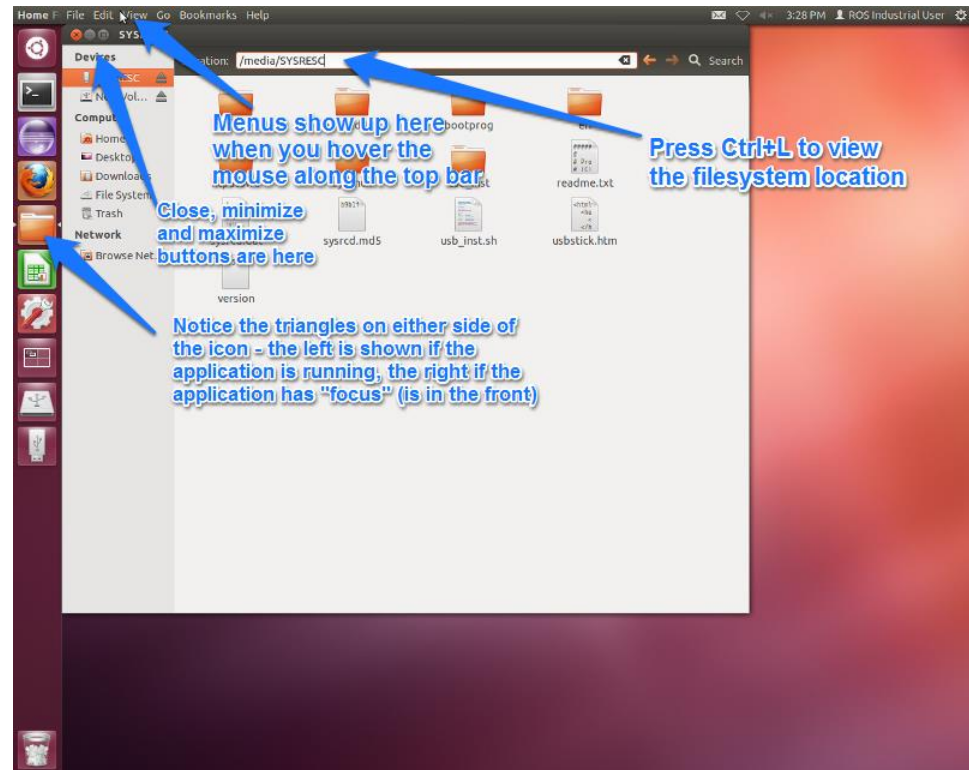




Ubuntu Windows



- Close, minimize, and maximize buttons are at top left of window, not top right
- Menu bar is at top of screen, not window (like Macs)
- Must hover mouse over top window to view

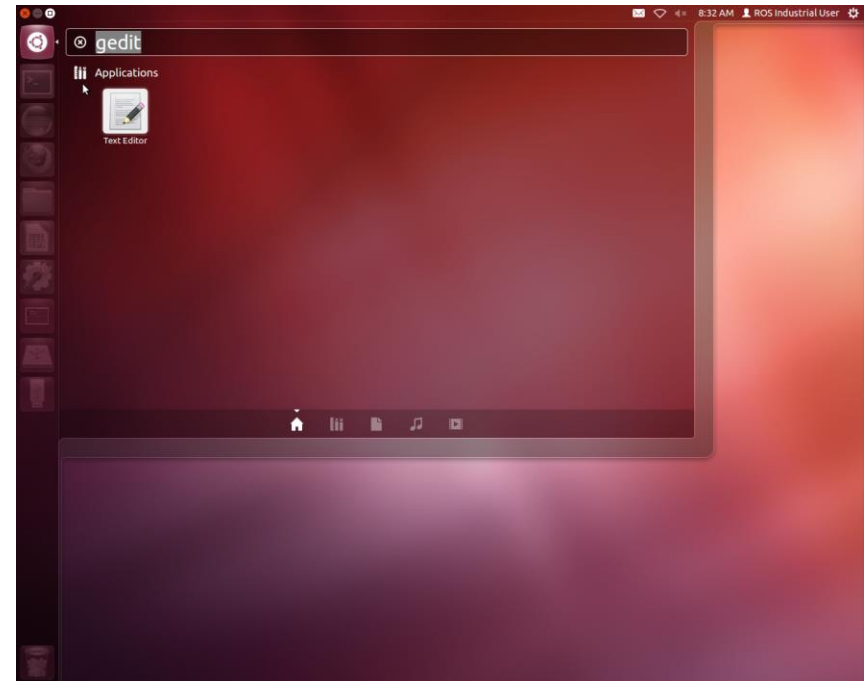




Starting Applications



- Click on the Ubuntu icon and start typing
- Searches application filenames, titles, descriptions, etc., for your input
- When the application shows up, click on it to start
- Also searches files, etc. for search terms

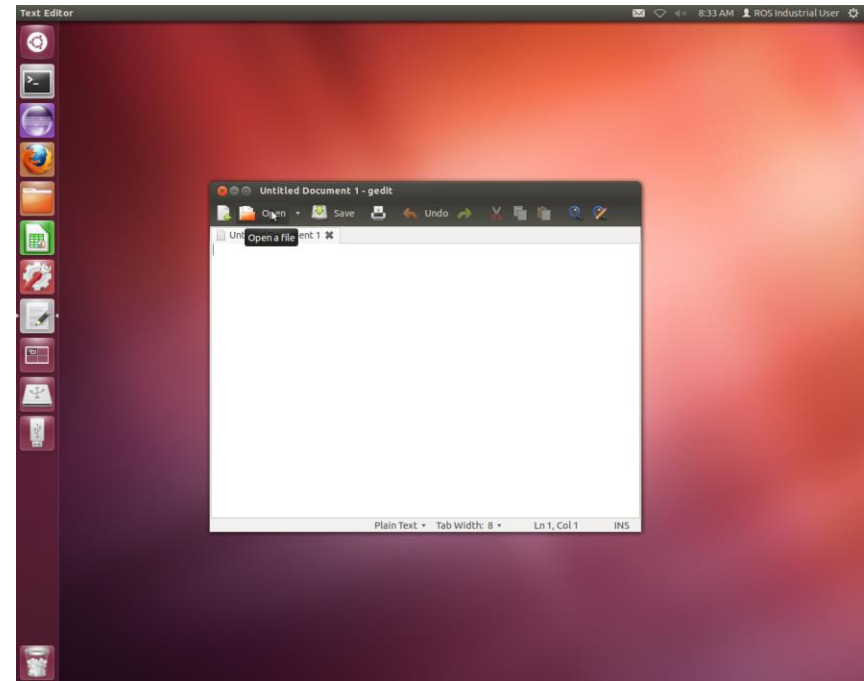




Launcher Bar



- Little triangles on the left side of the icon show that there are windows of that application open
- Triangle on the right side shows which window has focus
- To pin launcher, right-click on icon and select “Add to launcher”

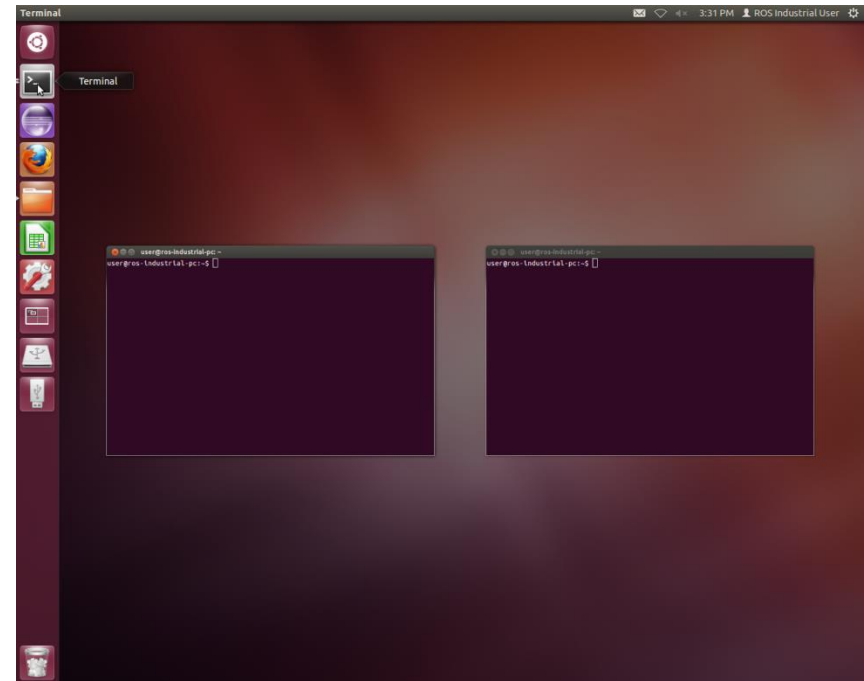




Bringing Windows to Foreground



- If you have multiple windows of the same type open, multiple triangles show up on left side
- Single Window: Clicking on icon will bring window to foreground
- If you click on an icon with multiple windows open, all of the possible windows are brought to the foreground





The Linux File System



- Hierarchical file system, similar to Windows/Mac
- Major differences from Windows:
 - Linux uses / character for separating directories, not \
 - No concept of C: Drive – the primary hard drive is mounted as the root (/) folder, and all CD-ROMs, network drives, etc. are mounted as subfolders of the root, e.g. /media/THUMBDRIVE
 - Linux file system can contain more than files (disk drives, serial ports, etc.)





The Linux File System (cont'd).



- Users ordinarily only have full access to their home directory (`/home/<username>`)
- Files don't have hidden attributes, like Windows. Instead, all files which begin with a "." are "hidden"





Using the Linux Terminal





Using the Linux Terminal



- Similar to Windows command prompt, but “on steroids”
- Essential for developing ROS applications
- Click on the terminal icon to open a terminal
- Open new terminal window
 - Menu → File → Open Terminal
 - Ctrl+Shift+N
- Terminals can have multiple tabs
 - Menu → File → Open Tab
 - Ctrl+Shift+T
- You can use * and ? characters as wildcards when specifying names





Running Commands in Linux



- Terminal opens with prompt
- Type command, followed by enter
- Command will run, then return with prompt
- If command needs to be “killed”, press Ctrl+C
- Hovering on right side will show you the scroll bar
- The tab key is your friend!

```
ian@vimes: ~  
4447 ? S 0:24 [kworker/1:0]  
4448 ? S 0:00 [kworker/1:2]  
4467 ? S 0:00 /sbin/udev --daemon  
4468 ? S 0:00 /sbin/udev --daemon  
4898 ? S< 0:00 [hci0]  
4915 ? S 0:00 /sbin/dhclient -d -4 -sf /usr/lib/NetworkManager/nm-d  
4919 ? S 0:01 /usr/sbin/dnsmasq --no-resolv --keep-in-foreground --  
5873 ? S 0:13 [kworker/2:2]  
7040 ? SL 0:00 /opt/google/chrome/chrome --type=renderer --lang=en-U  
7110 ? S 0:08 [kworker/u:2]  
7172 ? S 0:07 [kworker/u:1]  
7390 ? S 0:04 [kworker/u:0]  
7650 ? S 0:00 /usr/lib/cups/notifier/dbus dbus://  
7838 ? SL 0:00 /opt/google/chrome/chrome --type=renderer --lang=en-U  
7863 ? S 0:01 [kworker/0:1]  
7889 ? S 0:00 [kworker/0:2]  
7913 ? RL 0:03 gnome-terminal  
7921 ? S 0:00 gnome-pty-helper  
7922 pts/0 Ss 0:01 bash  
7980 ? S 0:00 [kworker/0:0]  
8003 ? SL 0:10 gimp-2.6  
8014 ? R 0:31 /usr/lib/gimp/2.0/plugin-script-fu -gimp 15 14 -run  
8021 pts/0 R+ 0:00 ps ax  
ian@vimes:~$
```





Standard Commands for Linux



- `ls` – Lists files and folders. Specifying a file or wild card will show only the files listed
- `ls -a` – Lists hidden files as well
- `cd <folder>` - Changes the working folder to the given folder
- `pwd` – Prints the current working folder
- `cp <src> <dest>` - Copies <src> to <dest>
- `mv <src> <dest>` - Moves/renames <src> to <dest>
- `rm <file>` - Removes <file>
- `ps ax` – Shows all processes running on computer
- `kill <pid>` - Kills program with process <pid>

